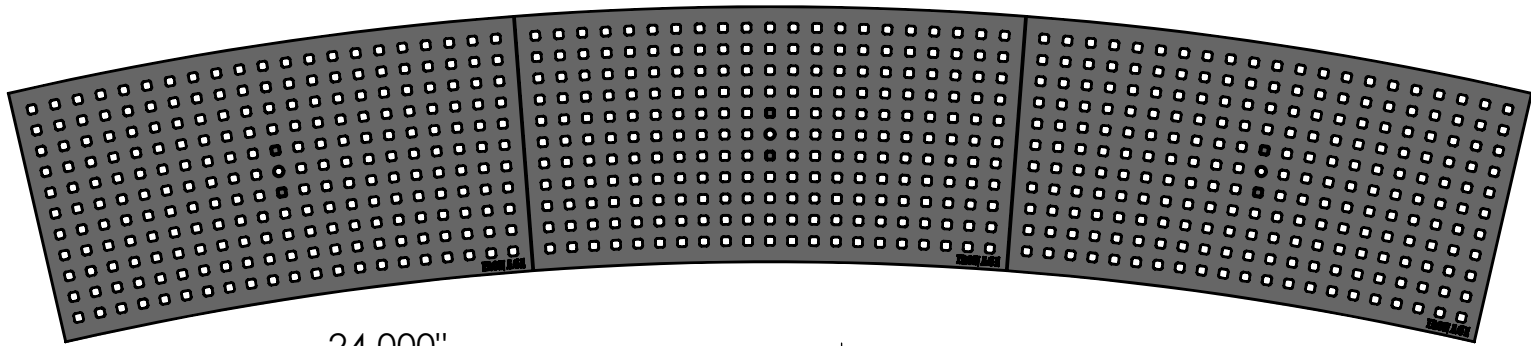


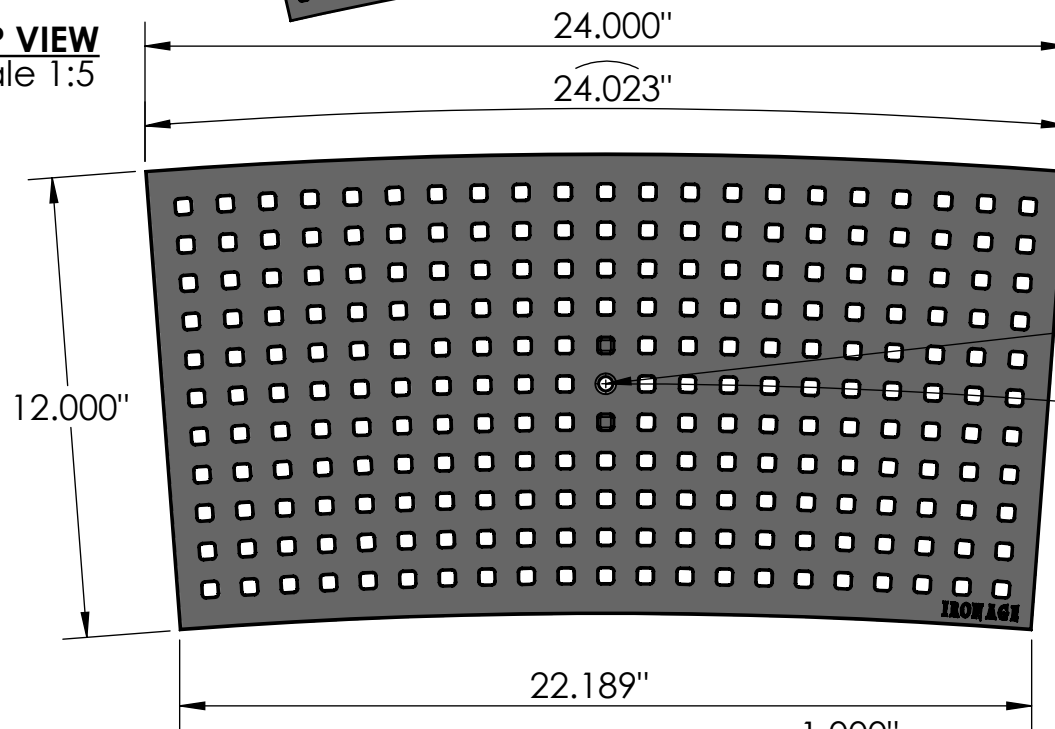
3 ARRAY

scale 1:9



TOP VIEW

scale 1:5



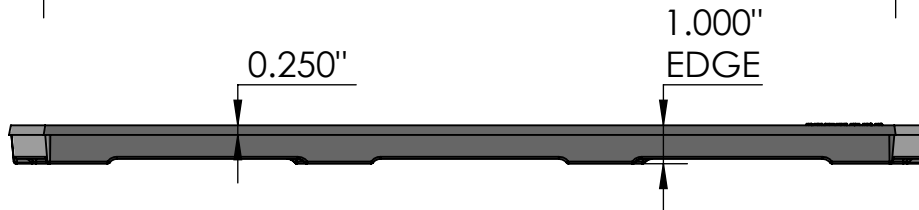
CASTING-ID

scale 1:2



SIDE VIEW

scale 1:5




1/4"-20
Counter Sunk
STD-Bolt

12'-9" CLR

ISO-VIEW

scale 1:8



NOTES:

1. ADA Compliant: No thru openings greater than 1/2".
2. Ships in pieces: 1
3. Due to casting inconsistencies, all dimensions are nominal.

Made in USA ©2021 Iron Age Designs

Grid 12" x 24" Trench Grate

12'-9" C.L.R



IRON AGE
DESIGNS

Telephone 206.276.0925
www.ironagegrates.com

Material: Ductile Iron 65-45-12	Weight: 30.41 lbs.	Free Drain Area: 31.10 in/sq., or 11.21 %	By: MS	Checked: MS	Date: 4-22-21
Finish: Raw	Edge: 1.000"	Flow Rate: 40.74 GPM, or .090 CuFt./sec.	© Registration: Pending	Scale: NTS	
Fits: Iron Age Custom Frames SOLD SEPARATELY	Product ID: GRR12-23I9913	Drawing Name: 01_GRR_I_12x13CLR_TrenchGrate			