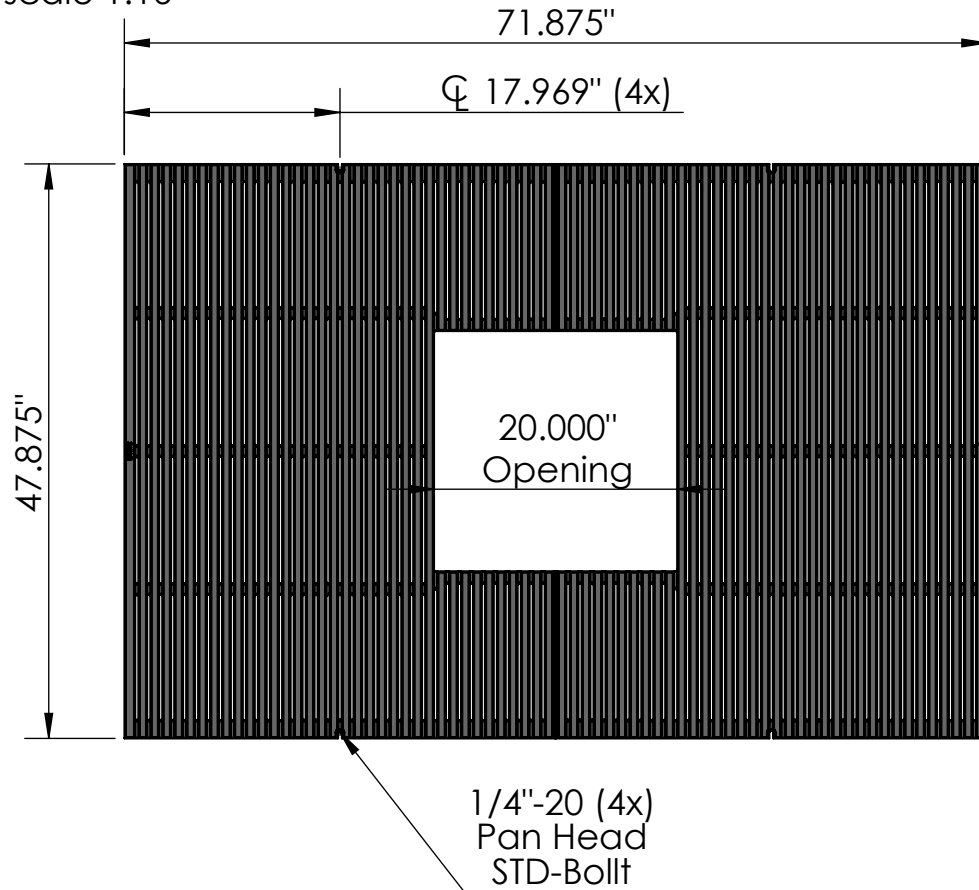
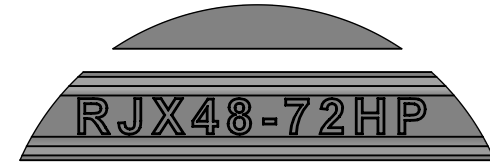



TOP VIEW
scale 1:16



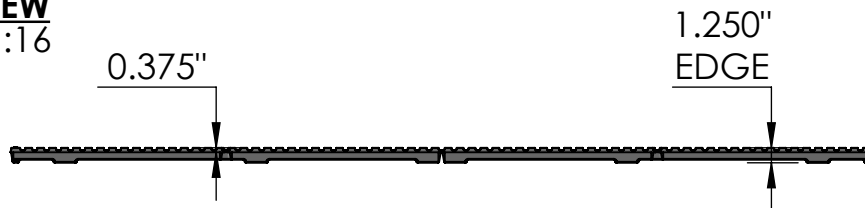
CASTING-ID
scale 1:2



ISO-VIEW
scale 1:20



SIDE VIEW
scale 1:16



Regular Joe 4' x 6' Tree Grate - Heel Proof

NOTES:

1. Heelproof: No thru openings greater than ¼".
2. Pieces per Set: 2
3. Due to casting inconsistencies, all dimensions are nominal.
4. Center Opening Options:
Cast at 20".
5. Pedestrian Load Only.

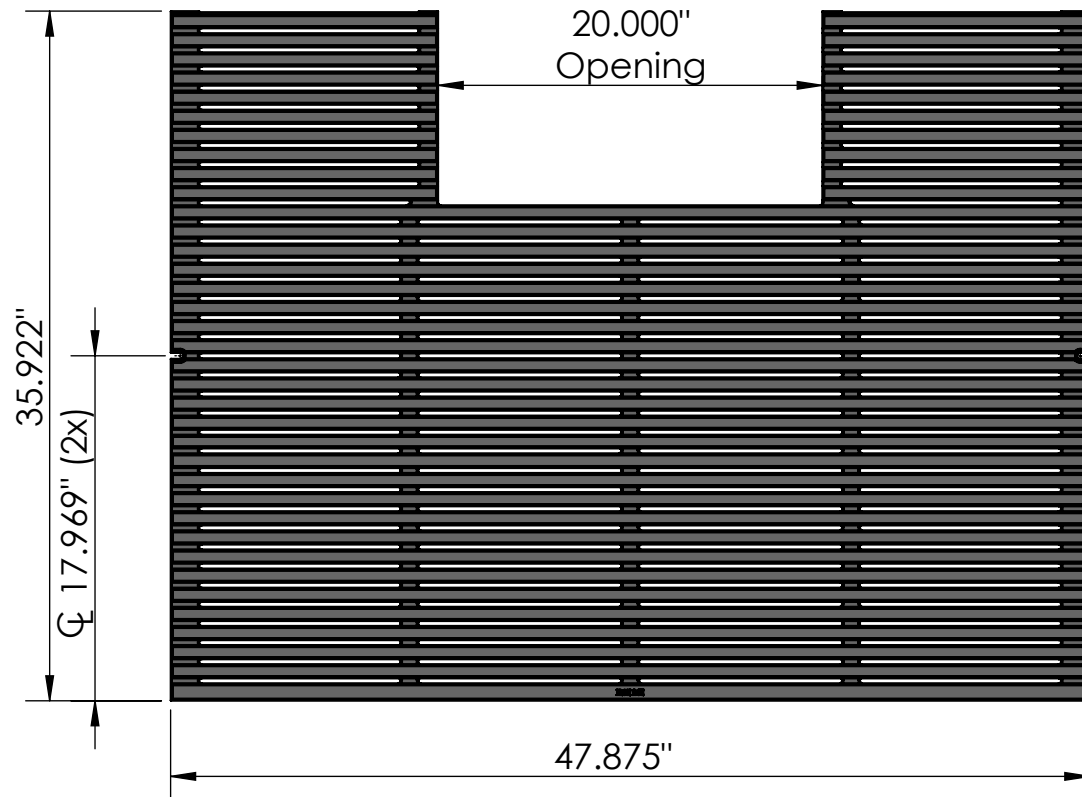
Made in USA

©2016 Iron Age Designs

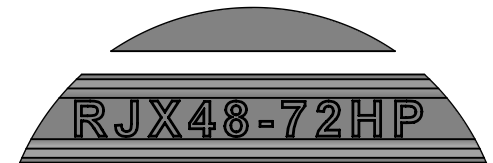
IRON AGE
DESIGNS
Telephone 206.276.0925
www.ironagegrates.com

Material: Ductile Iron CL 80 or better	Weight: 303.90 lbs.	Free Drain Area: 625.43 in/sq. or 20.60 %	By: MS	Checked: MS	Date: 4-9-22
Finish: Raw	Edge: 1.250"	Flow Rate: 819.32 GPM	© Registration: Pending		Scale: NTS
Fits: Iron Age Custom Frame SOLD SEPARATELY	Product ID: RJX48-72199TGHP	Drawing Name: 02_RJoe_I_48x72HP_TreeGrate_Comp			

TOP VIEW
scale 1:10




CASTING-ID
scale 1:2

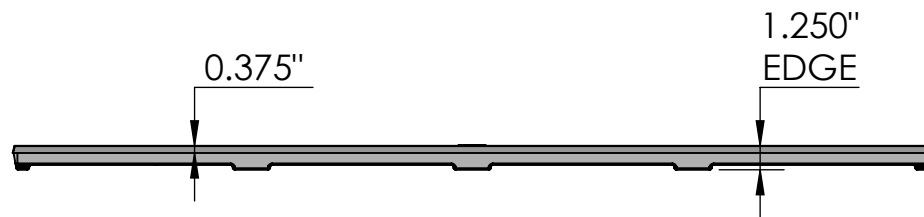


1/4"-20 (2x)
Pan Head
STD-Bolt

ISO-VIEW
scale 1:16



SIDE VIEW
scale 1:10




NOTES:

1. Heelproof: No thru openings greater than ¼".
2. Due to casting inconsistencies, all dimensions are nominal.
3. Pedestrian Load Only.

Made in USA

©2016 Iron Age Designs

Regular Joe 4' x 6' Tree Grate - Heel Proof - Half Panel

 IRON AGE DESIGNS Telephone 206.276.0925 www.ironagegrates.com	Material: Ductile Iron CL 80 or better	Weight: 151.95 lbs.	Free Drain Area: 312.71 in/sq. or 20.60 %	By: MS	Checked: MS	Date: 4-9-22
	Finish: Raw	Edge: 1.250"	Flow Rate: 409.66 GPM	© Registration: Pending		Scale: NTS
	Fits: Iron Age Custom Frame SOLD SEPARATELY	Product ID: RJX48-72I99TGHP	Drawing Name: 02_RJoe_I_48x72HP_TreeGrate			