
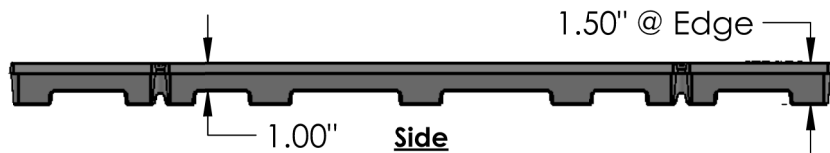



Edge



Bottom



Side



Perspective

 **IRON AGE** 2104 SW 152nd St #4 TEL 206.276.0925
 Burién, WA 98166 FAX 206.257.0318
 DESIGNS www.ironagedesigns.com

Que 30"x33" Catch Basin Grate

JOB NO. _____ Drawn by: JH
 Date: 8/25/16
 DWG. NO. 01-QUE.0.30x33_Custom Scale: Not to Scale

NOTES:

1. Material: cast iron
2. Finish: natural
3. Edge thickness: 1 1/2"
4. Fits frame by
5. No openings greater than 1/2"
6. Free Drain Area: approx. 28.5%
7. Weight approx. 39.2 lbs
8. Due to casting inconsistencies all dimensions are nominal