


Top
Scale 1:3

19.966"



7.875"

CLR53'-10"

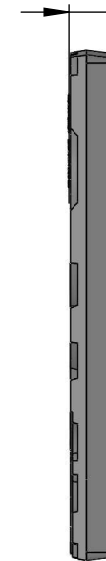
1/4-20 Countersunk Bolt-down

Side
Scale 1:3

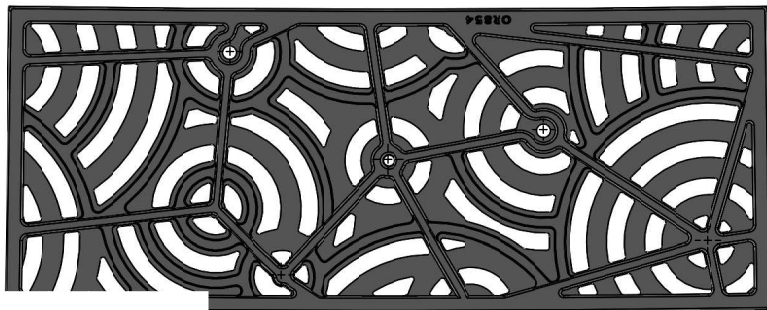


0.75"

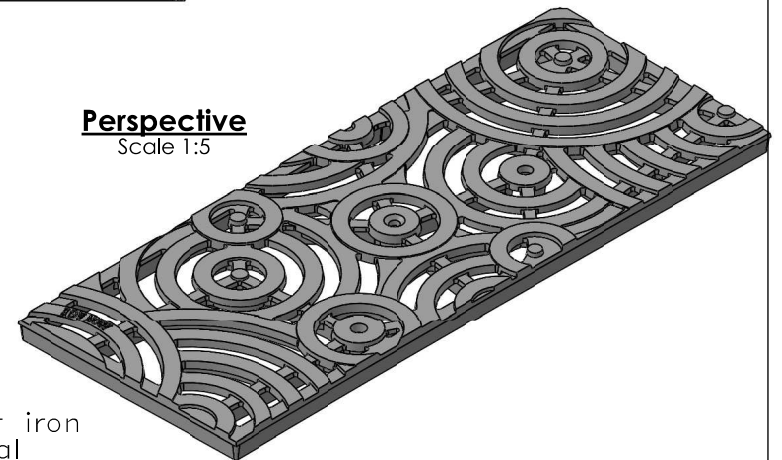
Edge
Scale 1:3



Back
Scale 1:5



Perspective
Scale 1:5



NOTES:

1. Material: cast iron
2. Finish: Natural
3. Edge thickness: 3/4"
4. Fits custom frame by: Iron Age Designs
5. ADA Compliant; No openings larger than 1/2"
6. Weight approx. 11.3lbs
7. Free Drain Area: 27.2%; approx. 55.7gpm
8. Due to casting inconsistencies all dimensions are nominal

IRON AGE 2104 SW 152nd St #4 TEL 206.276.0925
DESIGNS Burién, WA 98166 FAX 206.257.0318
 www.ironagedesigns.com

Oblio 8" Trench Grate
53'-10" C.L.R.

Drawn by: JH
Date: 2/28/14
Scale: NTS

DWG. NO. 01-OBL.I.8x53'10"CLR

© 2014 Iron Age Designs