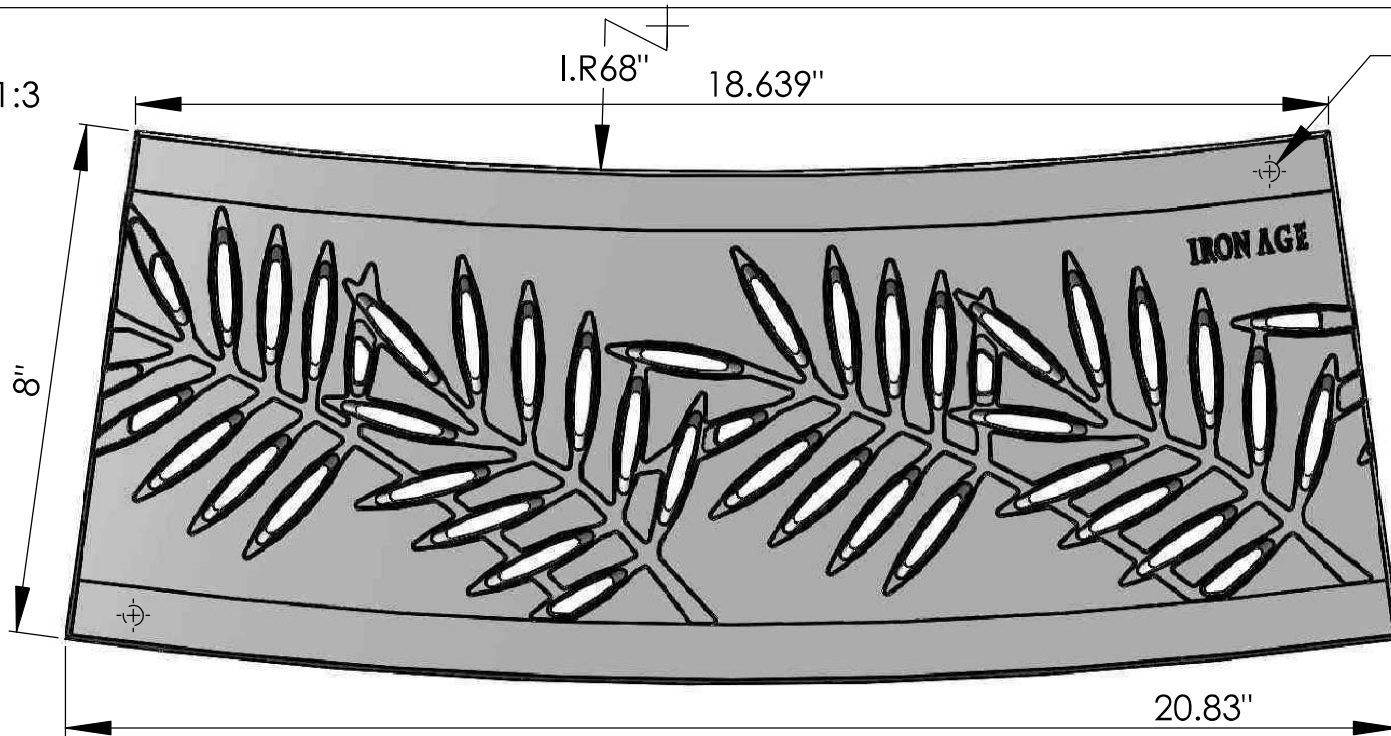
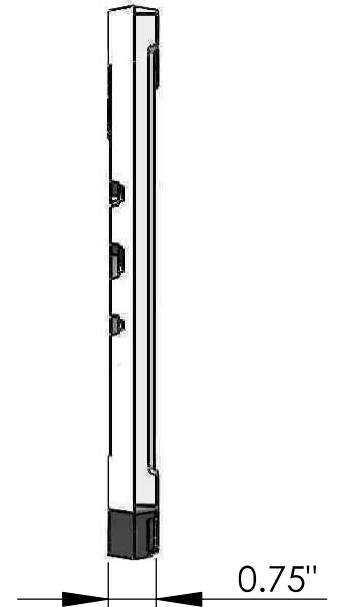


TOP
scale 1:3

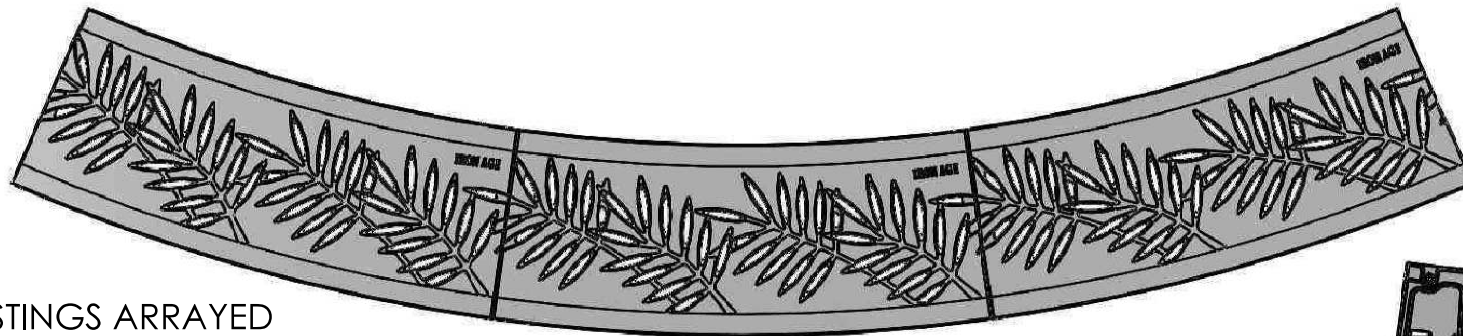


(2X) drill point on back to locate bolt down hole



END
scale 1:3

EDGE
scale 1:3



BACK
scale 1:8

3 CASTINGS ARRAYED
scale 1:8

 **IRON AGE** 2104 SW 152nd St #4 TEL 206.276.0925
 Burién, WA 98166 FAX 206.257.0318
 DESIGNS www.ironagedesigns.com

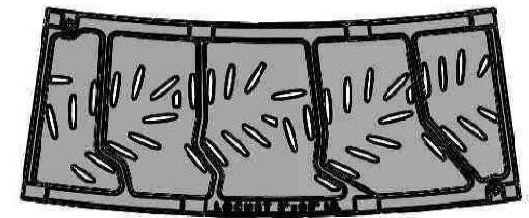
Locust 8" Trench Grate
6'-0" C.L.R.

DWG. NO. LOC.1.8x5.67'IR

Drawn by: CD
Date: 02/21/11
Scale: NTS

NOTES:

1. Material: cast ductile iron
2. Finish: raw
3. Total Thickness: $\frac{3}{4}$ "
4. Fits frames by Iron Age®
5. No openings greater than: $\frac{1}{2}$ "
6. Approx. weight approx. 16 lbs.
7. Due to casting inconsistencies all dimensions are nominal



© 2011 Iron Age Designs