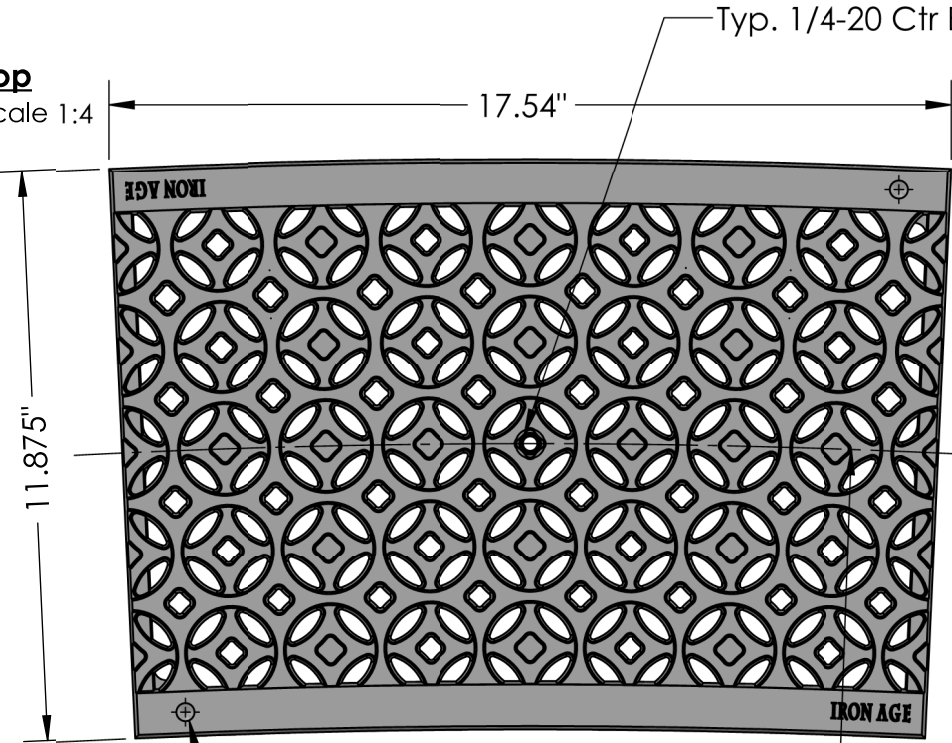


Top
Scale 1:4



2x Drill points for optional perimeter bolt-down

Typ. 1/4-20 Ctr Bolt-down

17.54"

11.875"


CLR 15'-6.3125"



Side

Scale 1:4


Bottom
Scale 1:5



Edge


Scale 1:4

1.031" Overall



Perspective

Scale 1:5

 **IRON AGE** 2104 SW 152nd St #4 TEL 206.276.0925
 DESIGNS Burien, WA 98166 FAX 206.257.0318
 www.ironagedesigns.com

Interlaken 12" Trench Grate
 15'6" C.L.R.
 DWG. NO. 01-INT.12x15'IR_Brz
 Drawn by: JH
 Date: 5/2/17
 Scale: Not to Scale

NOTES:

1. Material: cast iron
2. Finish: Natural
3. Edge thickness: 1"
4. Fits frame by: Iron Age
5. ADA Compliant: No openings greater than 1/2"
6. Weight approx. 25lbs
7. Due to casting inconsistencies all dimensions are nominal