


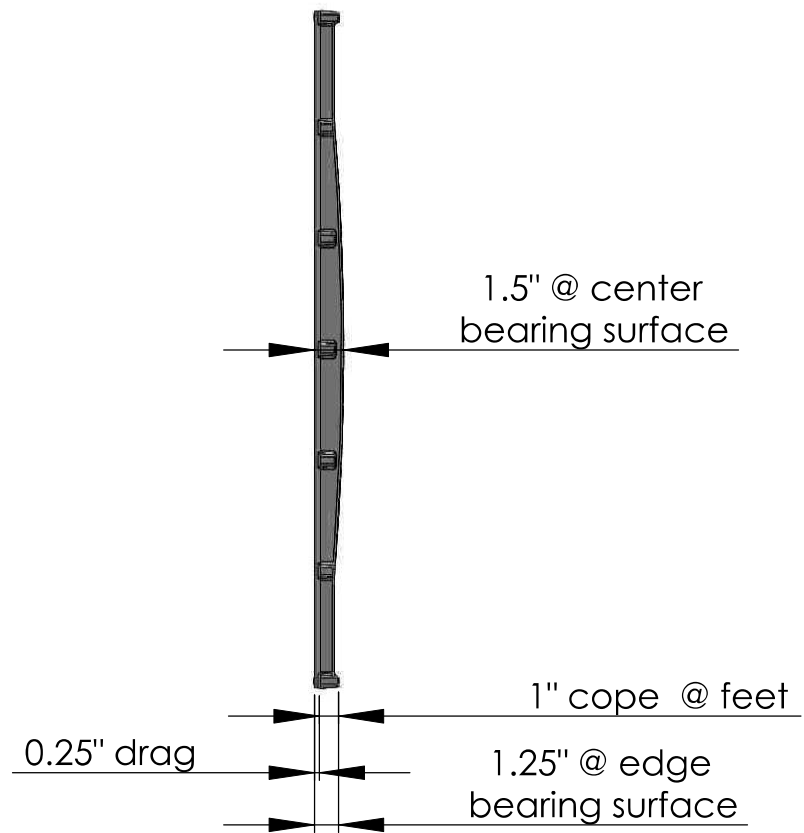


TOP
scale 1:10



EDGE
scale 1:10

END
scale 1:10



PERSPECTIVE
scale 1:20

NOTES:

1. Material: cast ductile iron
2. Finish: Natural
3. Edge Thickness: 1 1/4"
4. No openings greater than: 1/4"
5. Due to casting inconsistencies all dimensions are nominal
6. Weight: approx. 215 lbs

IRON AGE 2104 SW 152nd St #4 TEL 206.276.0925
DESIGNS Burien, WA 98166 FAX 206.257.0318
 www.ironagedesigns.com

Regular Joe 36"x48" Heel-Proof Trench Grate
 Drawn by: CD
 JOB NO. Date: 01/27/10
 DWG. NO. JOE.I.36x48 Scale: NTS