



TOP
scale 1:5




23.875" sq.




BACK
scale 1:7

1.5" @ bearing surface

(2X) hole for bolt-down



EDGE
scale 1:5



PERSPECTIVE
scale 1:8



IRON AGE 2104 SW 152nd St. #4 TEL 206.276.0925
Burien, WA 98166 FAX 206.257.0318
DESIGNS www.ironagedesigns.com

Regular Joe 24"x24" Trench Grate

JOB NO.

Drawn by: JH

DWG. NO.

JOE.I.24x24

Date: 01/11/13

Scale: NTS

NOTES:

1. Material: cast iron
2. Finish: Natural
3. Edge Thickness: 1 1/2"
4. No openings greater than: 1/2"
5. Approx. Weight: <90 lbs
6. Free Drain Area: approx. <25%
7. Due to casting inconsistencies all dimensions are nominal.

© 2013 Iron Age Designs