



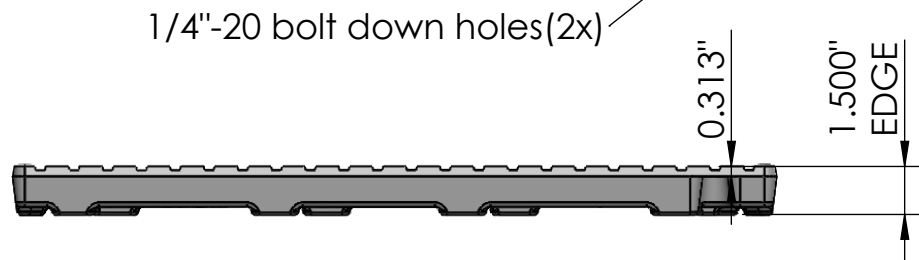
TOP VIEW
scale 1:6




BACK VIEW
scale 1:8



SIDE VIEW
scale 1:6



ISO-VIEW
scale 1:10



NOTES:

1. Heelproof: No thru openings greater than 1/4"
2. Ships in 1 piece.
3. Due to casting inconsistencies, all dimensions are nominal.

Regular Joe 24" x 24" Heel Proof Catch Basin Grate

Made in USA ©2017 Iron Age Designs



Material: Cast Ductile Iron

Weight: 93.97 lbs.

Free Area 81.25"sq
(approx): (14.25%)

By: MS Date: 5/9/19

Standard Raw
Finish:

Edge
Thickness: 1.500"

Gallon/ Min
(approx): 106.44 GPM

Scale: NTS

Fits: Iron Age Frame SOLD SEPARATELY

Product ID: RJX24-24I99HP

Drawing Name: 01-JOE.I.24x24_HP