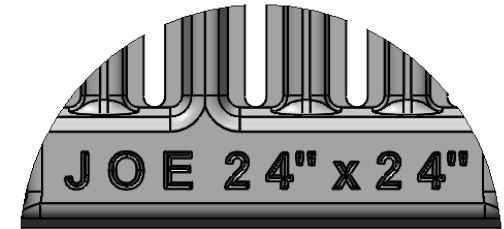
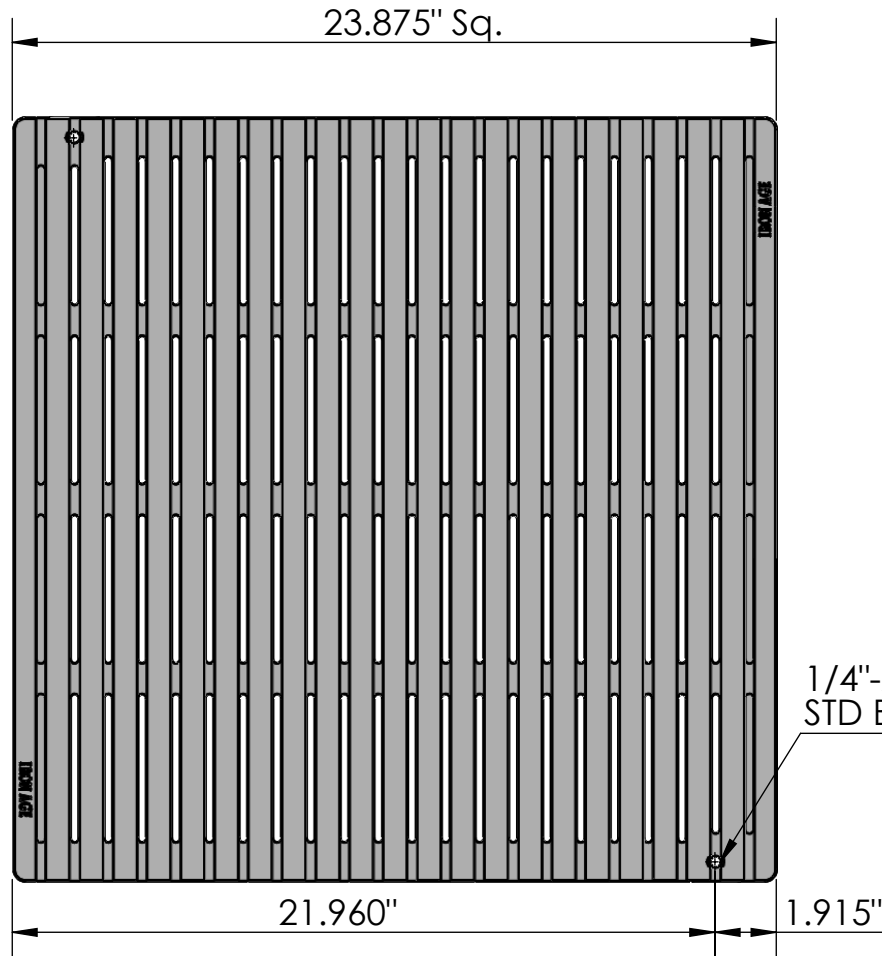
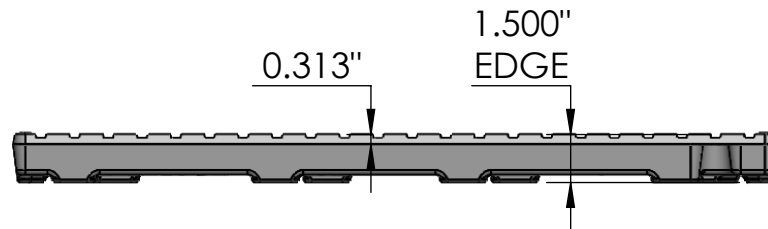


TOP VIEW
scale 1:6




CASTING-ID
scale 1:2

SIDE VIEW
scale 1:6



ISO-VIEW
scale 1:10




NOTES:

1. Heelproof: No thru openings greater than 1/4".
2. Ships in pieces: 1
3. Due to casting inconsistencies, all dimensions are nominal.

Made in USA ©2022 Iron Age Designs

Regular Joe 24"x 24" Catch Basin Grate - Heel Proof

 IRON AGE DESIGNS Telephone 206.276.0925 www.ironagegrates.com	Material: Ductile Iron 65-45-12	Weight: 93.97lbs.	Free Drain Area: 81.25 in/sq., or 14.25 %	By: RJ Checked: MS Date: 9-28-23
	Finish: Raw	Edge: 1.500"	Flow Rate: 106.44 GPM, or .077 CuFt./sec.	© Registration: Pending Scale: NTS
	Fits: Iron Age Custom Frames SOLD SEPARATELY	Product ID: RJX24-24I99HP	Drawing Name: 01_JOE_I_24x24HP_CatchBasin_Iron	