



TOP


16.875"sq.



BACK



1.00"



1.25"

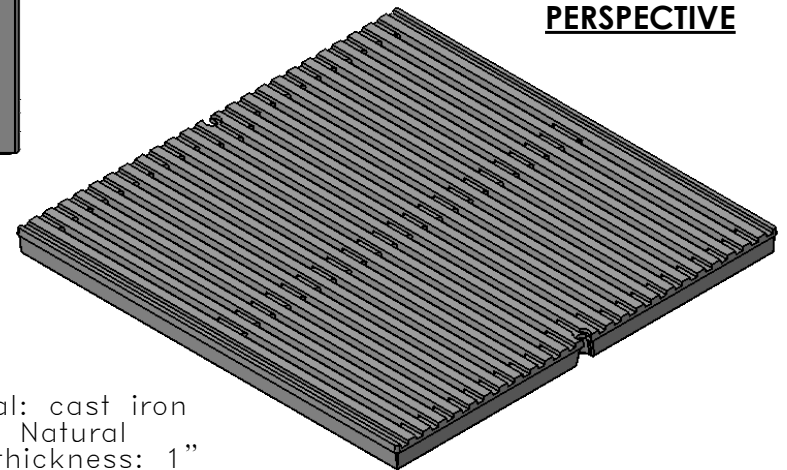
EDGE

SIDE




1.25"

PERSPECTIVE



NOTES:

1. Material: cast iron
2. Finish: Natural
3. Edge thickness: 1"
4. Fits **NDS® 1800 Series**
5. Heelproof; No openings greater than 1/4"
6. Weight approx. 30 lbs
7. Free Drain Area approx. 25.7%
8. Due to casting inconsistencies all dimensions are nominal

 **IRON AGE** 2104 SW 152nd st #4 TEL 206.276.0925
 Burién, WA 98166 FAX 206.257.0318
 DESIGNS www.ironagedesigns.com

Regular Joe 17"x17" Heel Proof Catch Basin Grate

JOB NO. ... Drawn by: JH
 Date: 12/22/14
 DWG. NO. 01-Joe.l.17sq Scale: Not to Scale