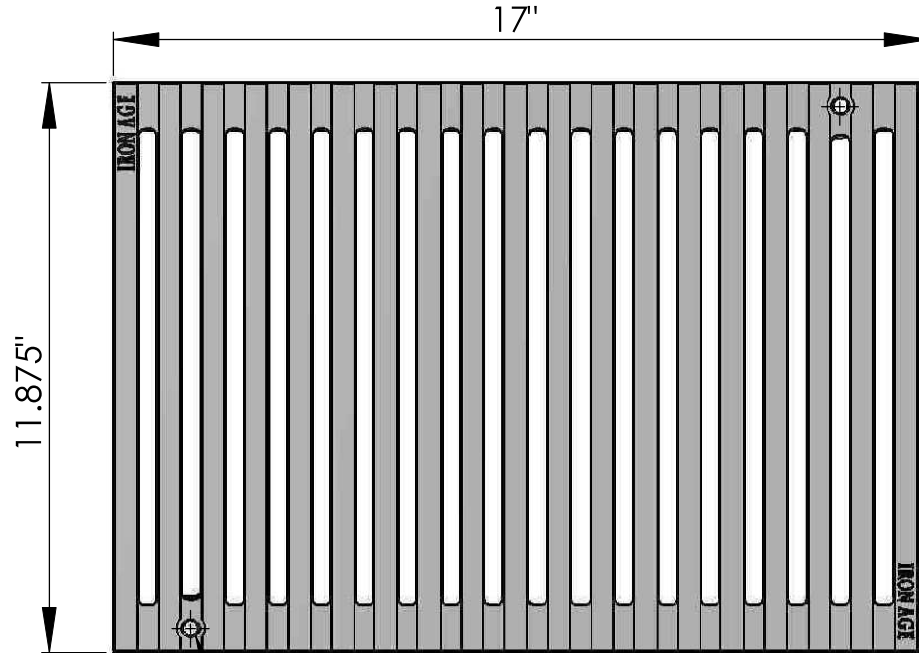
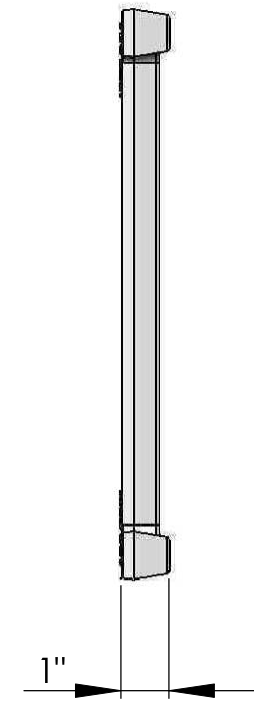


TOP
scale 1:4



(2X) hole for bolt down


EDGE
scale 1:4



END
scale 1:4

NOTES:

1. Material: cast ductile iron
2. Finish: Natural
3. Total Thickness: 1"
4. Fits trench frame manufactured by: Iron Age™
5. No openings greater than: 1/2"
6. Approx. weight <20 lbs.
7. Due to casting inconsistencies all dimensions are nominal



IRON AGE
DESIGNS

2104 SW 152nd St #4 TEL 206.276.0925
Burien, WA 98166 FAX 206.257.0318
www.ironagedesigns.com

Regular Joe 12"x17" Trench Grate

Drawn by: CD
Date: 1/10/10
Scale: NTS

JOB NO.
DWG. NO. JOE.I.12x17