
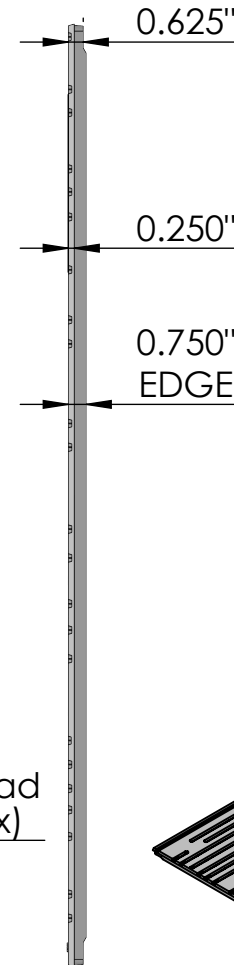


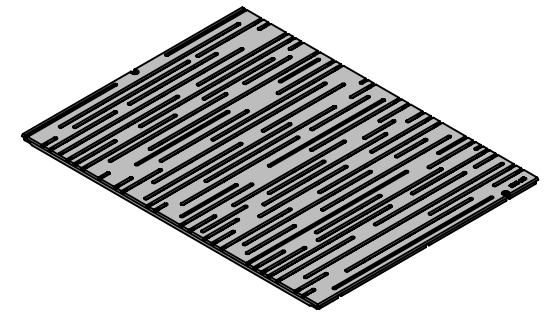
**TOP VIEW**  
scale 1:8



**SIDE VIEW**  
scale 1:8



**ISO-VIEW**  
scale 1:18




**NOTES:**

1. Heelproof: No thru openings greater than 1/4".
2. Ships in pieces: 1
3. PEDESTRIAN LOAD ONLY
4. Due to casting inconsistencies, all dimensions are nominal.

Made in USA ©2017 Iron Age Designs

**Rain 40"x 29" Catch Basin Grate - Heel Proof**

 <b>IRON AGE DESIGNS</b> Telephone 206.276.0925 www.ironagegrates.com	<b>Material:</b> Ductile Iron 65-45-12	<b>Weight:</b> 98.72lbs.	<b>Free Drain Area:</b> 152.08 in/sq., or 13.25 %	<b>By:</b> MS <b>Checked:</b> MS <b>Date:</b> 5-18-23
	<b>Finish:</b> Raw	<b>Edge:</b> 0.750"	<b>Flow Rate:</b> 199.22 GPM, or .443 CuFt./sec.	<b>© Registration:</b> VA 2-330-117 <b>Scale:</b> NTS
	<b>Fits:</b> Iron Age Custom Frames SOLD SEPARATELY	<b>Product ID:</b> RNx40-29I99HP	<b>Drawing Name:</b> 02_RAI_I_39.25x29.25HP_CatchBasin_Iron	