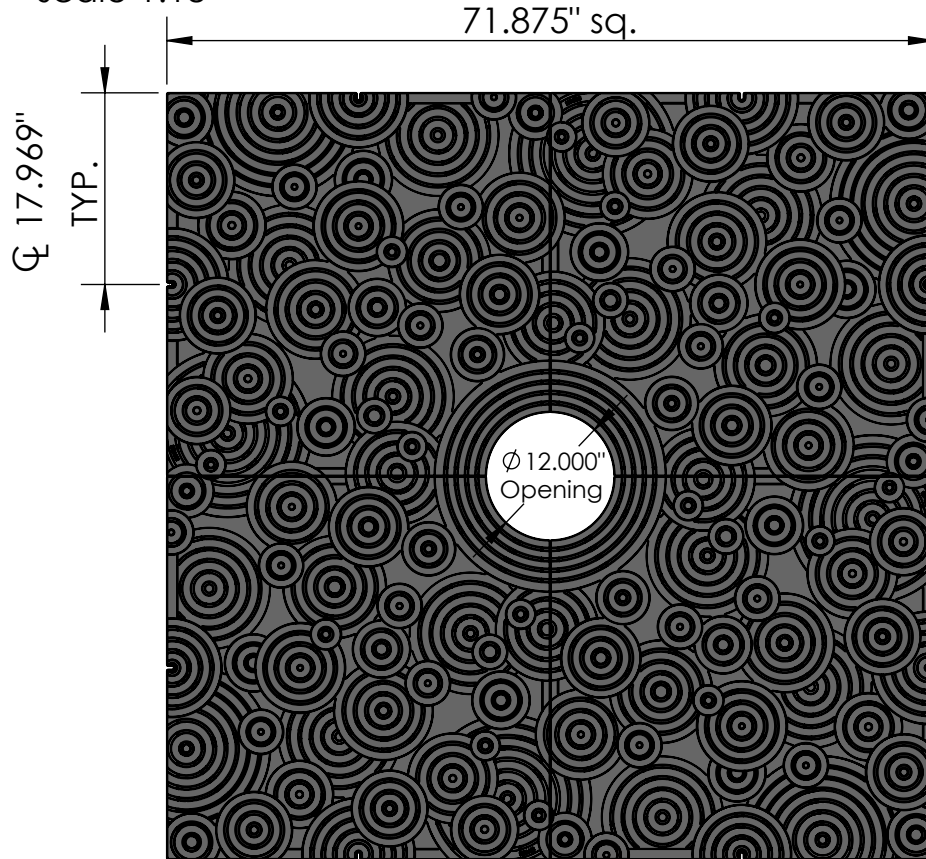
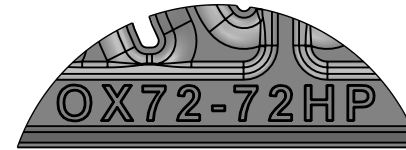


**TOP VIEW**  
scale 1:18

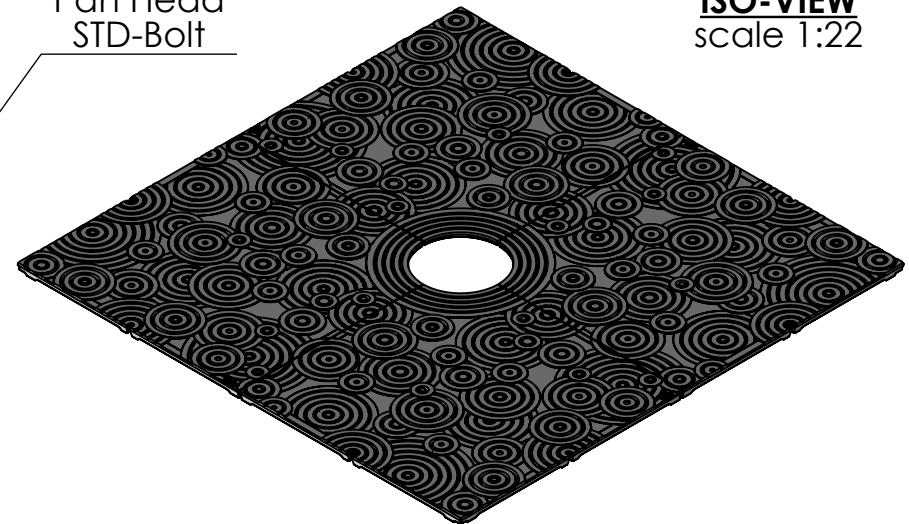


**CASTING-ID**  
scale 1:2




1/4"-20 (8x)  
Pan Head  
STD-Bolt

**ISO-VIEW**  
scale 1:22



**SIDE VIEW**  
scale 1:18



**NOTES:**

1. Heelproof: No thru openings greater than 1/4".
2. Pieces per Set: 4
3. Due to casting inconsistencies, all dimensions are nominal.
4. Center Opening Options:  
Cast at 12" & 28", Breakouts at 14", 16", 18" & 20".
5. Pedestrian Load Only.

Made in USA

©2007 Iron Age Designs

**Oblio 6' x 6' Tree Grate Heel Proof**



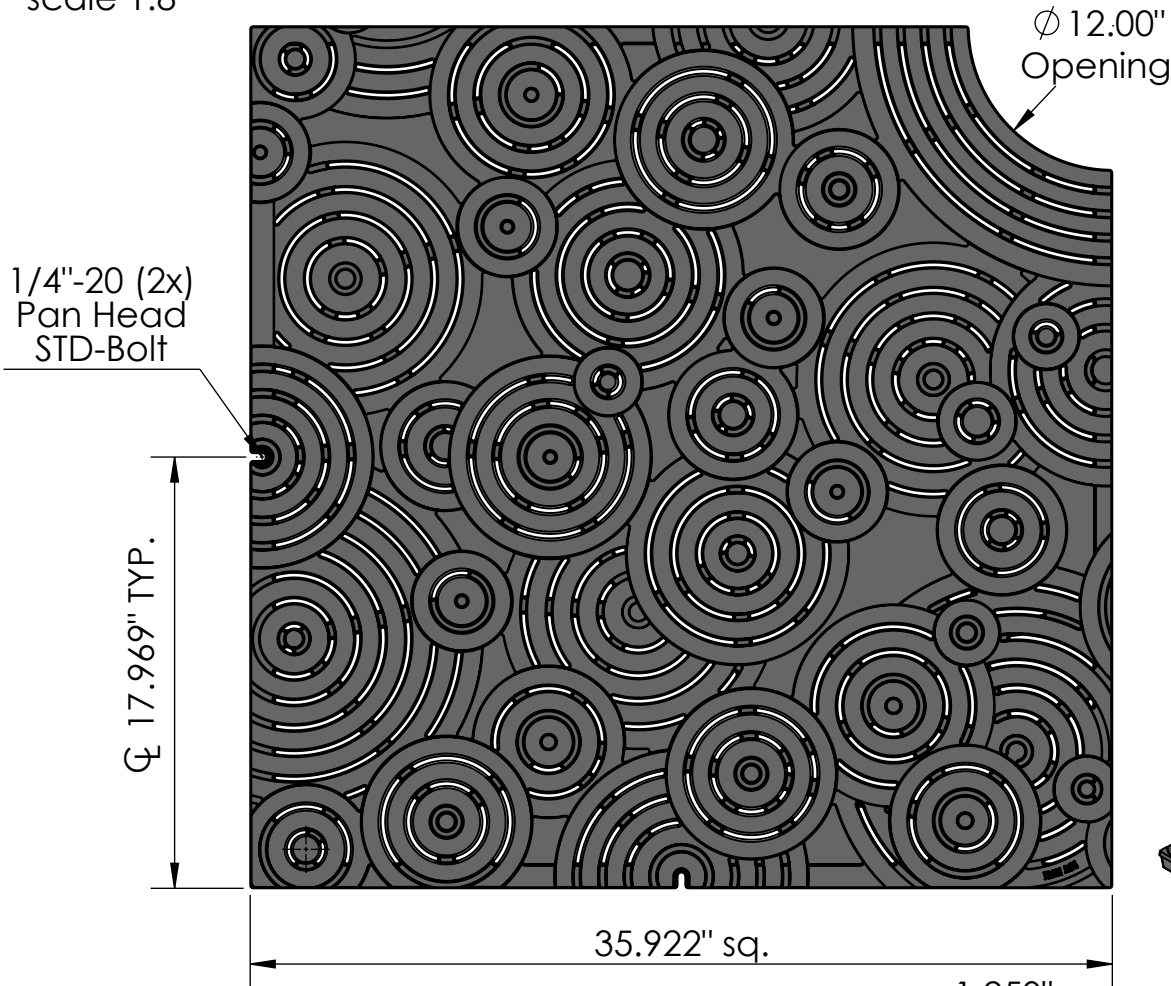
**IRON AGE  
DESIGNS**

Telephone 206.276.0925  
www.ironagegrates.com

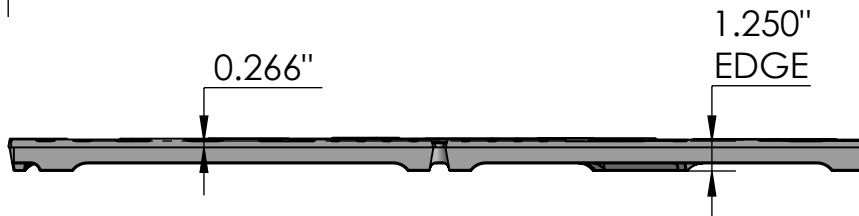
<b>Material:</b> Grey Iron CL 35 or better	<b>Weight:</b> 614.12 lbs.	<b>Free Drain Area:</b> 431.09 in/sq. or 8.54 %	<b>By:</b> MS	<b>Checked:</b> MS	<b>Date:</b> 2-21-23
<b>Finish:</b> Raw	<b>Edge:</b> 1.250"	<b>Flow Rate:</b> 565.14 GPM	<b>© Registration:</b> VA 2-112-772		<b>Scale:</b> NTS
<b>Fits:</b> Iron Age Custom Frame SOLD SEPARATELY	<b>Product ID:</b> OX72-72I99TGHP	<b>Drawing Name:</b> 01_OBL_I_72x72HP_TreeGrate			

Page 1

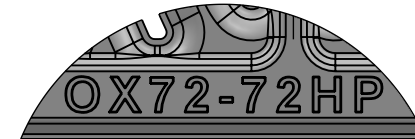
**TOP VIEW**  
scale 1:8



**SIDE VIEW**  
scale 1:8



**CASTING-ID**  
scale 1:2



**ISO-VIEW**  
scale 1:12




**NOTES:**

1. Heelproof: No thru openings greater than ¼".
2. Due to casting inconsistencies, all dimensions are nominal.
3. Pedestrian Load Only.

Made in USA

©2007 Iron Age Designs

**Oblio 6' x 6' Tree Grate Heel Proof - Quarter Panel**

 <b>IRON AGE DESIGNS</b> Telephone 206.276.0925 www.ironagegrates.com	<b>Material:</b> Grey Iron CL 35 or better	<b>Weight:</b> 153.53 lbs.	<b>Free Drain Area:</b> 107.85 in/sq. or 8.54 %	<b>By:</b> MS <b>Checked:</b> MS	<b>Date:</b> 2-21-23
	<b>Finish:</b> Raw	<b>Edge:</b> 1.250"	<b>Flow Rate:</b> 141.28 GPM	<b>© Registration:</b> VA 2-112-772 <b>Scale:</b> NTS	
	<b>Fits:</b> Iron Age Custom Frame SOLD SEPARATELY	<b>Product ID:</b> OX72-72I99TGHP	<b>Drawing Name:</b> 01_OBL_I_72x72HP_TreeGrate		

Page 2