




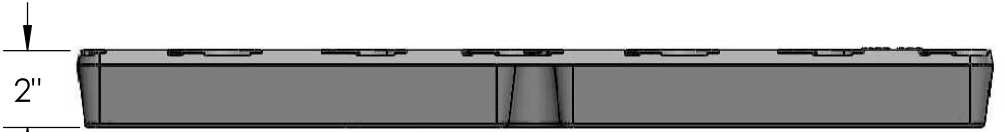
ARRAYED
scale 1:15

TOP
scale 1:5



BACK
scale 1:10

EDGE
scale 1:5



 **IRON AGE** DESIGNS
 2104 SW 152nd St #4 Burien, WA 98166
 TEL 206.276.0925 FAX 206.257.0318
 www.ironagedesigns.com

Janis 24" x 24" Catch Basin Grate

JOB NO. _____ Drawn by: CD
 Date: 9/12/14
 DWG. NO. 07-JAN.N.24x24 Scale: NTS

NOTES:

1. Material: cast iron
2. Finish: Natural
4. Weight: less than 90 lbs.
5. No openings greater than 1/2"
6. Fits drain body by NDS® 2400 Series
7. Due to casting inconsistencies all dimensions are nominal

© 2014 Iron Age Designs

Registration Number:
VA 2-007-081