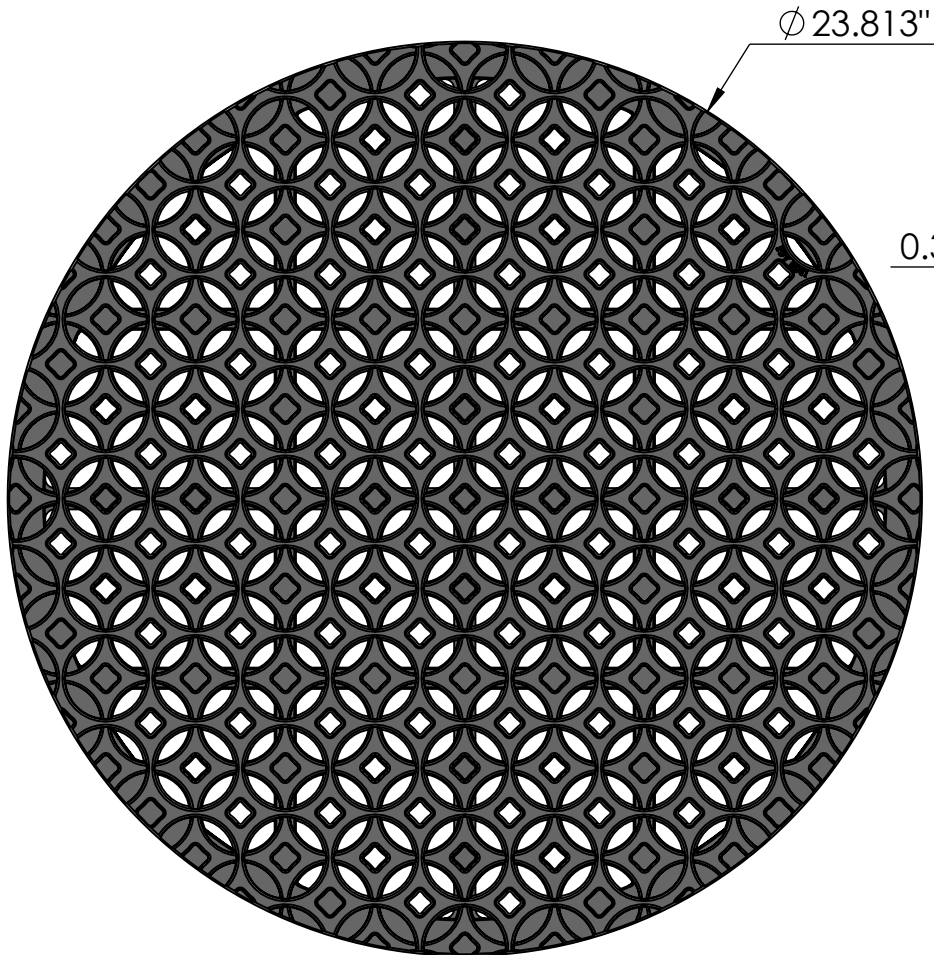
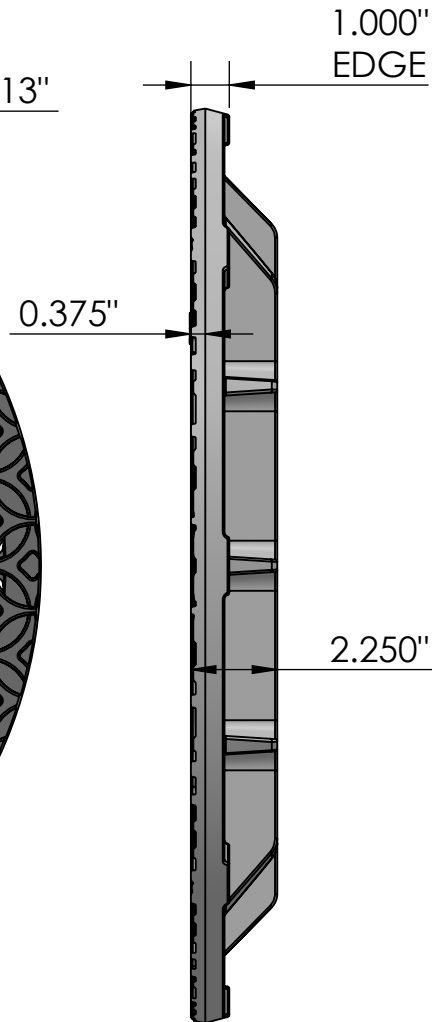



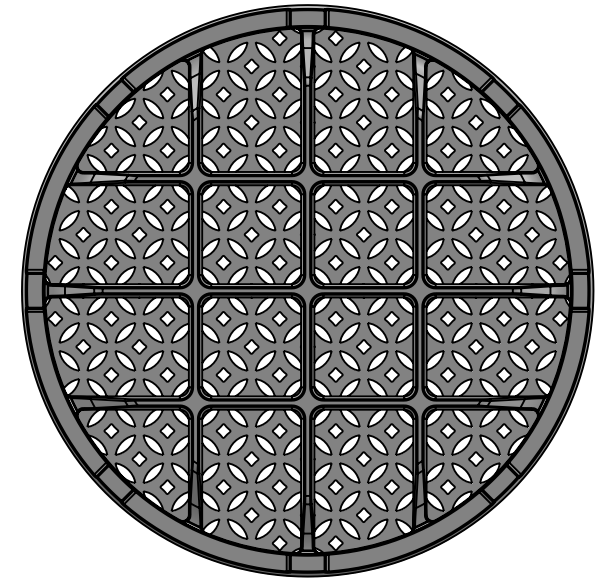
TOP VIEW
scale 1:4



SIDE VIEW
scale 1:4



BACK VIEW
scale 1:8



ISO-VIEW
scale 1:8

NOTES:

1. ADA Compliant: No thru openings greater than 1/2".
2. Ships in pieces: 1
3. Due to casting inconsistencies, all dimensions are nominal.

Made in USA

©2013 Iron Age Designs

Interlaken 24" Dia. Catch Basin Grate - Heavy Duty



**IRON AGE
DESIGNS**

Telephone 206.276.0925
www.ironagegrates.com

Material: Ductile Iron 65-45-12	Weight: 57.81 lbs.	Free Drain Area: 98.90 in/sq., or 22.20 %	By: MS	Checked: MS	Date: 3-15-23
Finish: Raw	Edge: 1.000"	Flow Rate: 129.56 GPM, or .288 CuFt./sec.	© Patent: US D575,881 S	Scale: NTS	
Fits: D&L A-1043-R1 Deeter 1256 Frame	Product ID: ID24DiaI51HD	Drawing Name: 09_INT_24Dia_CatchBasinGrate_DuctileIron			