

TOP VIEW
scale 1:13

59.875" sq.

1/4"-20 (8x)
Pan Head
STD-Bolt

⌀ 14.969"
(8x)

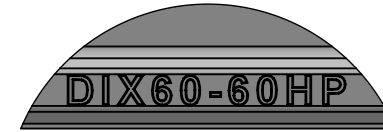
⌀ 14.230"
Opening

SIDE VIEW
scale 1:13

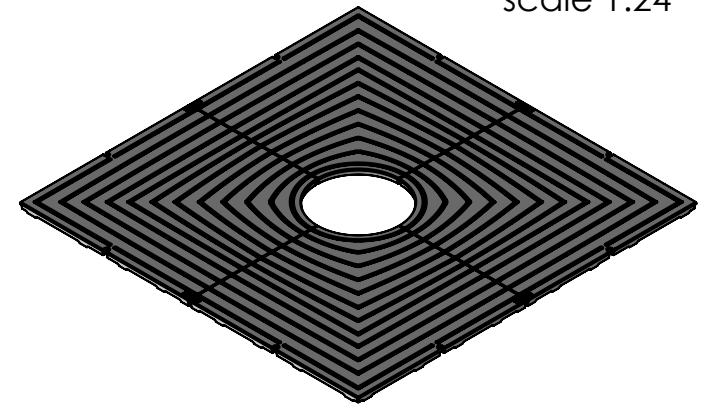
0.250"

1.250"
EDGE

CASTING-ID
scale 1:2



ISO-VIEW
scale 1:24



NOTES:

1. Heelproof: No thru openings greater than 1/4".
2. Pieces per Set: 4
3. Due to casting inconsistencies, all dimensions are nominal.
4. Center Opening Options:
Cast at 14.23", Breakouts at 16.82", 19.60", 23.34", 27.08" & 30.86"
5. Pedestrian Load Only.

Made in USA

©2018 Iron Age Designs

Divisadero 5' x 5' Tree Grate - Heel Proof



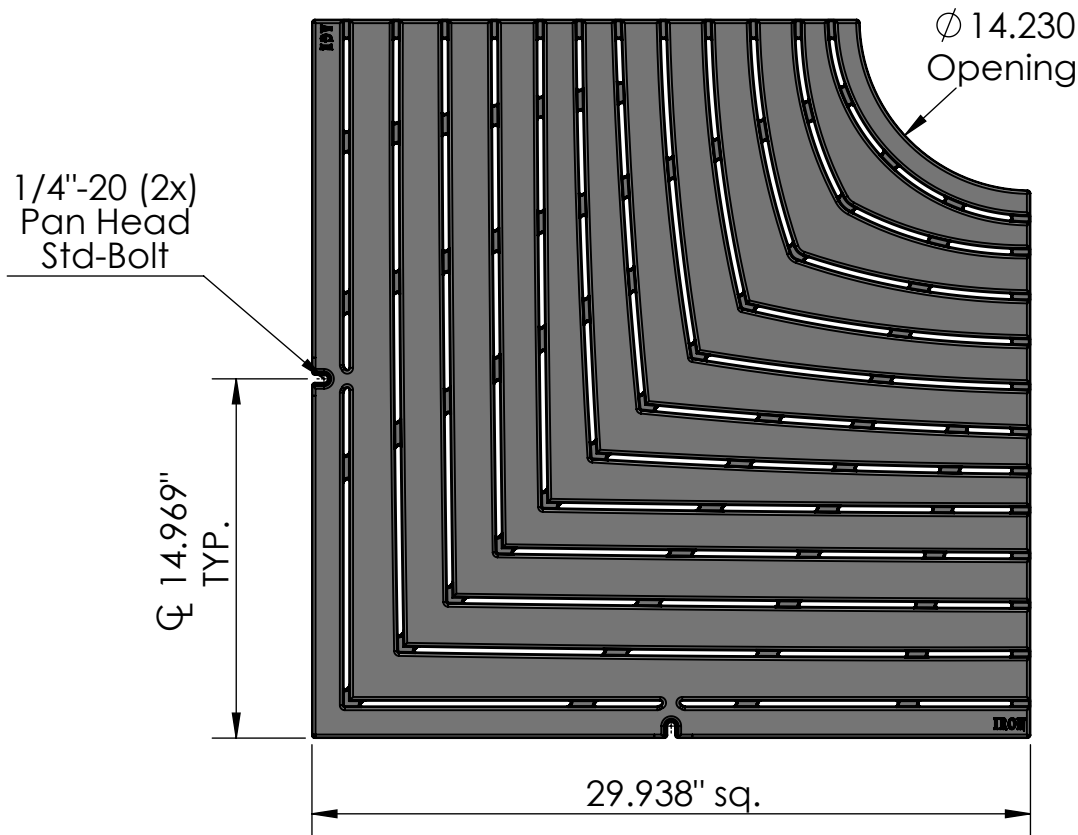
**IRON AGE
DESIGNS**

Telephone 206.276.0925
www.ironagegrates.com

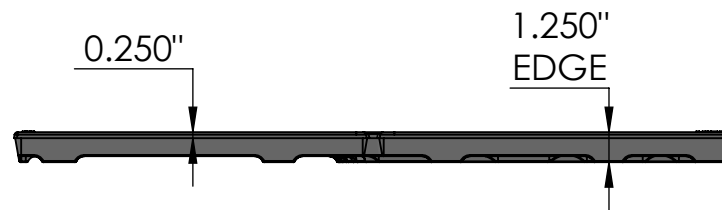
Material:	Grey Iron CL 30 or better	Weight:	405.64 lbs.	Free Drain Area:	295.32 in/sq. or 8.62 %	By:	MS	Checked:	MS	Date:	4-14-22
Finish:	Raw	Edge:	1.250"	Flow Rate:	386.87 GPM	© Registration:	Pending	Scale:	NTS		
Fits:	Iron Age Custom Frame SOLD SEPARATELY	Product ID:	DIX60-60I99TGHP	Drawing Name:	01_DIV_I_60x60HP_TreeGrate_Comp						

TOP VIEW

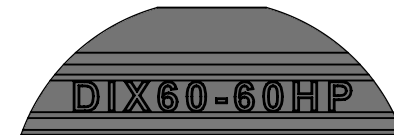
scale 1:8

**SIDE VIEW**


scale 1:8

**CASTING-ID**

scale 1:2

**ISO-VIEW**

scale 1:10

**NOTES:**

1. Heelproof: No thru openings greater than ¼".
2. Due to casting inconsistencies, all dimensions are nominal.
3. Pedestrian Load Only.

Made in USA

©2018 Iron Age Designs

Divisadero 5' x 5' Tree Grate - Heel Proof- Quarter Panel
**IRON AGE
DESIGNS**

 Telephone 206.276.0925
 www.ironagegrates.com

Material:	Grey Iron CL 30 or better	Weight:	101.41 lbs.	Free Drain Area:	73.83 in/sq. or 8.62 %	By:	MS	Checked:	MS	Date:	4-14-22
Finish:	Raw	Edge:	1.250"	Flow Rate:	96.71 GPM	© Registration:	Pending	Scale:	NTS		
Fits:	Iron Age Custom Frame SOLD SEPARATELY	Product ID:	DIX60-60I99TGHP	Drawing Name:	01_DIV_I_60x60HP_TreeGrate						