



**Top**  
scale 1:5

23.8125"sq.




IRON AGE

1.00"  
@edge



**Edge**  
scale 1:5




**Bottom**  
scale 1:10

**Side**  
scale 1:5



Bolt-hole for 1/4-20 Std.  
hardware by Others

Casting  
Identifier



**Perspective**  
scale 1:10

**NOTES:**

1. Heel Proof: No openings greater than 1/4"
2. Ships in 1 piece.
3. Due to casting inconsistencies, all dimensions are nominal.

Made in USA ©2015 Iron Age Designs

**Divisadero 24" x 24" Heel-Proof Catch Basin Grate - PEDESTRIAN LOAD ONLY**

**IRON AGE**  
**DESIGNS**  
Telephone 206.276.0925  
www.ironagegrates.com

Material: Cast Ductile Iron  
Standard Finish: Raw  
Fits: 24"sq. Frames by Iron Age

Weight: 64 lbs.  
Edge Thickness: 1.00"  
Product ID: DIX24-24I99HP

Free Area (approx): 119.27"sq (21.0%)  
Gallon/ Min (approx): 156.24 GPM

By: JH Checked by MS Date: 11/28/18  
Scale: 1:5  
© Registration: VA 2-007-104

Drawing Name: 01\_CATCHBASIN\_DIV\_24x24\_HP